



**TE UHO O
TE NIKAU**
PRIMARY SCHOOL

Whānau Enrolment Information

Nourish, grow, thrive together!

Contents

About our School	3
Board Strategic Vision	4
The Importance of Our Name	5
Our iwi - Ngāi Tai ki Tāmaki	6 – 7
Biculturalism	8
Kainga Information	9
Staffing Information	10 – 12
Term Dates and School Timetable	13
Need to Know – Kai Hauora and Allergies	14 – 15
Home Learning	16 – 17
Enrolment Scheme	18 – 19
Cohort Entry	20 – 21
Uniform	22 – 24
BYOD Bring Your Own Device	25
Stationery	26 – 28
Parking & the Kiss and Drop Zone	29
Nikau Kids After School Care	30
HERO Need to know	31

About our school...

Te Uho o te Nikau Primary School is a contributing state primary school and takes children from Year 0/1 to Year 6 (from 5 years of age to around 11 years of age).

Website: www.tenikau.school.nz

Facebook: <https://www.facebook.com/TeUhooteNikau>

Board Strategic Direction

The shared vision for Te Uho o te Nikau Primary School includes our Vision statement, Mission, and Values. These elements communicate what we as a school and community believe are important for our people and aim to achieve.

Our Vision Statement:

To guarantee to challenge every learner to explore the world together

Our Mission:

Nourish, grow, thrive

School Values

Our values were developed and defined throughout our establishment year. The values of growth, ownership, trust, membership and security guide our curriculum design, pedagogy and the way we 'roll' at Te Uho o te Nikau Primary School.

Growth	Ownership	Trust	Membership	Security
We believe that students & staff learn authentically when they integrate experience, imagination, information and application.	We believe that students and staff who think for themselves enhance our learning environment.	We believe that reciprocal trust is the heart of our learning culture.	We believe that all our school community can learn in different ways.	We believe in relationships that challenge, inspire and give security.
Learning is a creative journey that doesn't look the same for everyone. We grow when we try new things, make mistakes and aspire to be the best version of ourselves.	We know that we can overcome challenges and take responsibility for our own journey.	I've got your back and you've got mine and together we will thrive.	Belonging to our community means accepting everyone and sharing ourselves.	Our school is a safe place where we are comfortable to be ourselves and tackle challenges.
Na te waewae i kimi (Obtain by seeking)	Kei ōu ringaringa te ao (The world is yours)	He waka eke noa (We're all on one waka)	Nā tō rourou, nā taku rourou ka ora ai te iwi (With your basket and my basket, the people will thrive)	Ma te huruhuru, ka rere te manu (Adorn the bird with feathers so it can fly)

The Importance of our Name

Thoughts of a cultural concept for the bridges connecting the carpark to the school, a Nikau design plan was offered by Reuben Kirkwood of the local iwi Ngāi Tai ki Tāmaki. This then fed the narrative from which a new name grew.

Uho means (**noun**) heart (of a tree), pith of a tree, umbilical cord, core.

Phonetic pronunciation – “**Uhaw**”

Nikau – we refer to the rākau (tree) that once stood plentiful in the landscape now gone. The children at our school will be referred to as the heart of our growing and ever-expanding land.

5



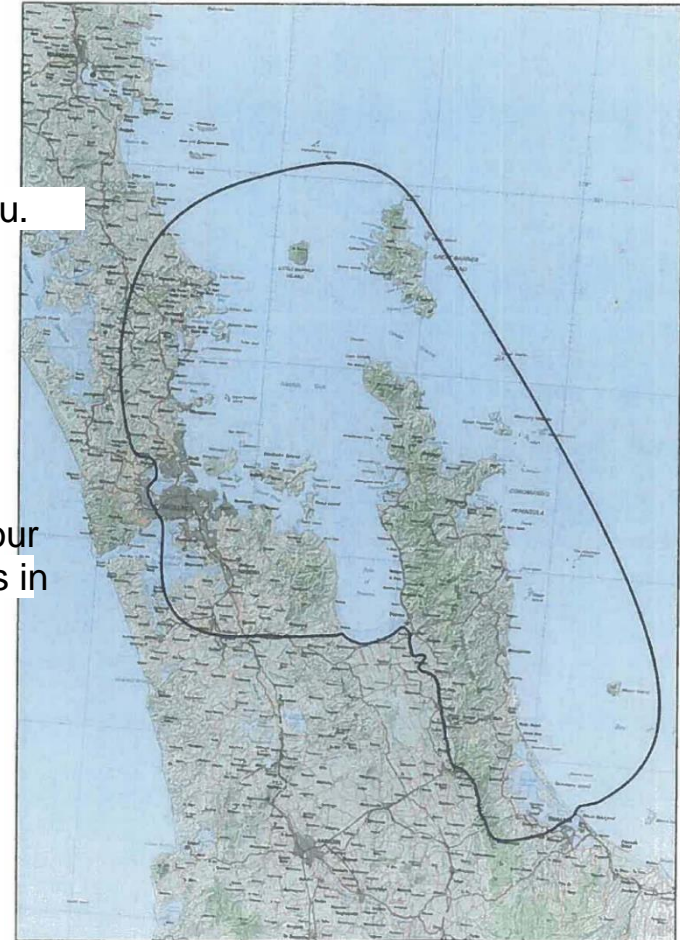
Our iwi - Ngāi Tai ki Tāmaki

We are proud that the iwi we connect to is Ngāi Tai ki Tāmaki (Ngāi Tai) who are the original inhabitants and iwi of Tāmaki Makaurau.

The Iwi is based in Maraetai, Te Waitematā and Tikapa Moana, and exercises mana whenua and mana moana interests across Auckland and the Hauraki Gulf.

Our main marae is Umupuia at Maraetai.

Ngāi Tai ki Tāmaki were on our establishment board and gifted us our beautiful school's name. They have been instrumental in guiding us in honouring Te Tiriti o Waitangi.



Iwi - what does that mean?

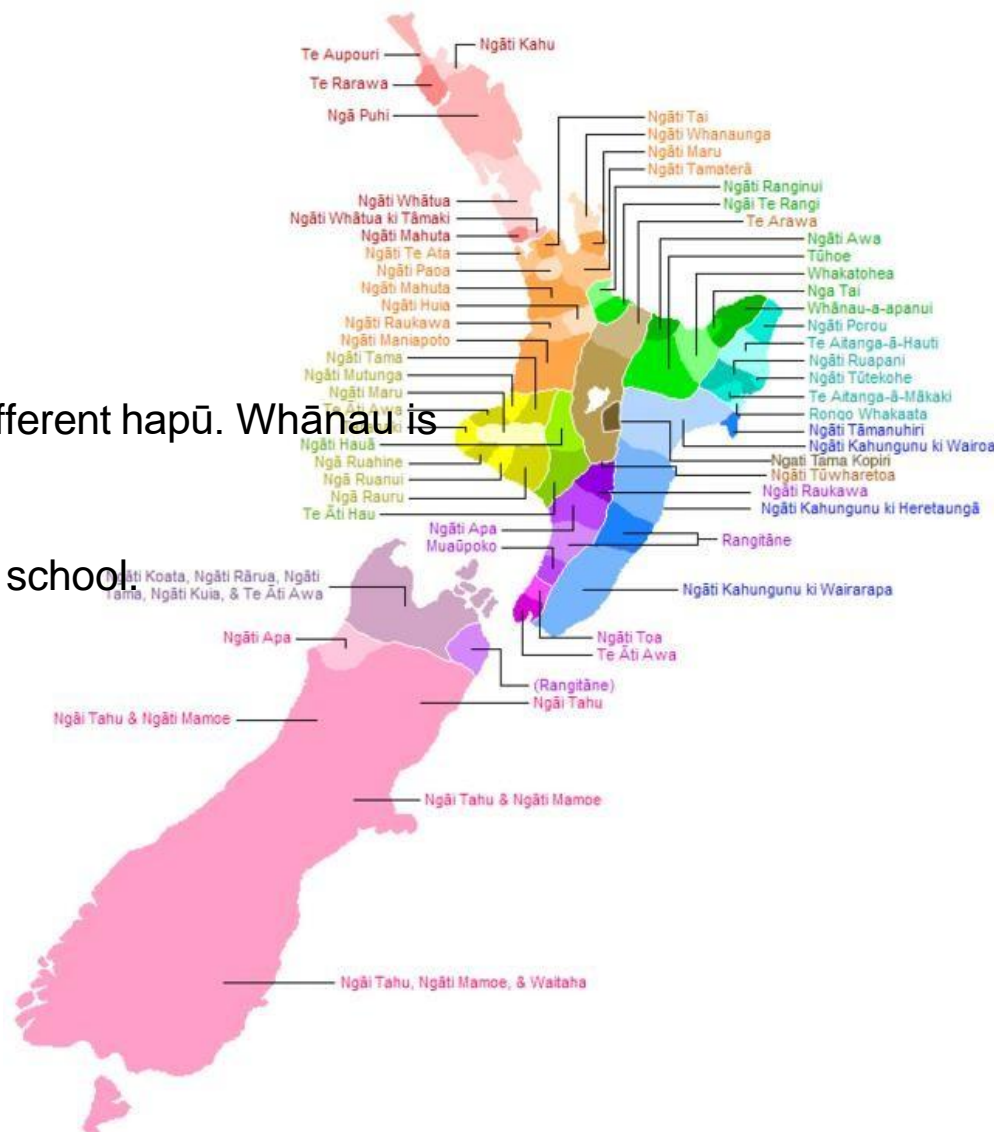
Iwi is like 'tribe'.

There are many hapū within an iwi.

Hapūis like 'clan' or descent groups.

There a number of different whānau within a different hapū. Whānau is a word for family or extended family.

You are now our whānau as part of joining our school.



Biculturalism

In New Zealand the term bicultural refers to Māori and non-Māori.

At Te Uho o te Nikau Primary School, it is vital that we recognise and discuss the importance of biculturalism with our learners and their families.

Your children are the future of Aotearoa NZ and we can not educate children from a monocultural, monolingual perspective and position. Māori culture and language are nurtured and protected at our school.

What you might see, hear and feel at our school?

- Greetings in Maori
- Whakatauki around the school
- Children singing waiata
- Kainga wide karakia at the start of an event, before eating or during whanau time
- The use of te reo integrated during the day
- Mihi Whakatau
- Kapahaka group
- Significant celebrations, e.g. Matariki, Te Wiki o te reo Māori
- Stories about our area
- A special wairua

Kainga

Our main learning spaces are called our kainga. Our kainga are part of the buildings called:

Te Wharau Kowhai - which is the building next to all the kowhai trees

Te Wharau Korari - next to the flowering harakeke.

Te Wharau Toetoe is temporarily housed on the field next to the bridge.

Te wharau means “to shelter”. **Te Wharau Ahuru** is the Special Needs Satellite Unit from Mt Richmond School.

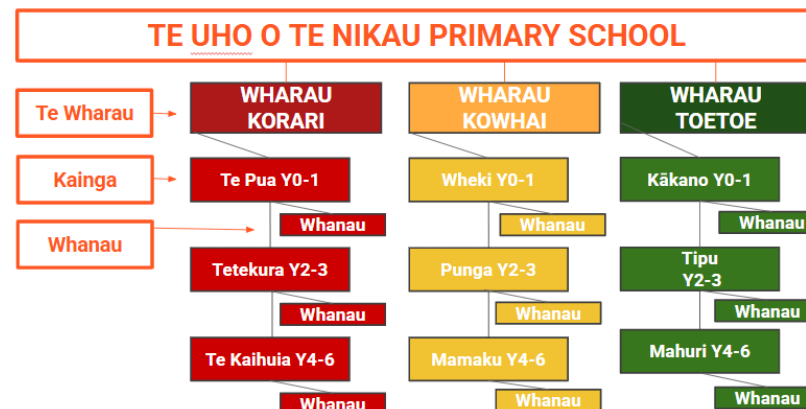
Kahu Kereru is the name of our meeting space/hall/gym

Te Wharau Nikau is the main admin area.

In each kainga, there are break out spaces for everyone to share. The main break out space is the maker space. This is an awesome space with vinyl flooring and cooking facilities where kids can create and make!

Wharau Vertical Groupings

- Each wharau [building] will have Year 0 - 6 students.
- What we know about education is that good relationships help children thrive. We believe that children and teachers benefit from having more than one year with each other.
- It is our intention that each child has at least two years in each kainga and move through the wharau fostering the relationships with all staff, all learners and their whānau.



2025 Staffing Plan

Te Wharau Nikau								
Principal	Chris	chris@tenikau.school.nz						
School email	admin@tenikau.school.nz							
Finance Manager	Julian	julian@tenikau.school.nz	Enrolments Officer	Laetitia	enrol@tenikau.school.nz	Office Manager	Malou	admin@tenikau.school.nz
Korari DP	Kirsty	kirsty@tenikau.school.nz	Kowhai DP	Steph	steph@tenikau.school.nz	Toetoe DP	Danielle	danielle@tenikau.school.nz
Korari HK	Shasta	shasta@tenikau.school.nz	Kowhai HK	Ana	ana@tenikau.school.nz	Toetoe HK	Tazmeen	tazmeen@tenikau.school.nz
Juniors (Year 0 and 1)								
Te Pua - the blossoming stage of the nikau Whekī - the ground layer of vegetation in a native forest Kākano translates to a seed, signifying the early stages of growth and development								
Te Pua	Mandy	mandy@tenikau.school.nz	Wheki	Livia	livia@tenikau.school.nz	Kakano	Ariel	ariel@tenikau.school.nz
	Sumriti	sumriti@tenikau.school.nz		Madhu	madhu@tenikau.school.nz		Nicole	nicole@tenikau.school.nz
				Payal	payal@tenikau.school.nz		Crystle	crystle@tenikau.school.nz
				Shahzina	shahzina@tenikau.school.nz			

Middles (Year 2 and 3)								
Tētēkura - the young palm of the nikau			Punga - the middle layer of vegetation in a native forest			Tipu - a growing plant, actively progressing and blossoming		
Tetekura	Angela	angela@tenikau.school.nz	Punga	Sian	sian@tenikau.school.nz	Tipu	Grace	grace@tenikau.school.nz
	Jane	jane@tenikau.school.nz		Sara	sara@tenikau.school.nz		Sapna	sapna@tenikau.school.nz
	Manjula	manjula@tenikau.school.nz		Narinder	narinder@tenikau.school.nz		Sheetal	sheetal@tenikau.school.nz
							Tazmeen	tazmeen@tenikau.school.nz
Seniors (Year 4, 5 and 6)								
Te Kaihuia - the mature nikau			Mamaku - the top layer of vegetation in a native forest			Māhuri - the young tree, a stage where students are further maturing and branching out in their learning		
Te Kaihuia	Atik	atik@tenikau.school.nz	Mamaku	Ana	ana@tenikau.school.nz	Māhuri	Mohammad	mohammad@tenikau.school.nz
	Sabitha	sabitha@tenikau.school.nz		Ellen	ellen@tenikau.school.nz		Sailau	sailau@tenikau.school.nz
	Sharon	sharon@tenikau.school.nz		Sara A	SaraAltimimi@tenikau.school.nz			
	Shasta	shasta@tenikau.school.nz		Sumintra	sumintra@tenikau.school.nz			

Support Teachers								
Performing Arts	TBC	TBC	Te Reo Māori	Justine	justine@tenikau.school.nz	Sports and Physical Education	Ayman	ayman@tenikau.school.nz
General	Vibha	vibha@tenikau.school.nz	General	Kanchana	kanchana@tenikau.school.nz	General	Kay	kay@tenikau.school.nz
Learning Support								
Kaiawhina	Avei	avei@tenikau.school.nz	Kaiawhina	Justin	justin@tenikau.school.nz	Kaiawhina	Nafisa	nafisa@tenikau.school.nz
Kaiawhina	Sheetal	sheetalgoundar@tenikau.school.nz	Kaiawhina	Shannon	shannon@tenikau.school.nz	Kaiawhina	Tafeaga	tafeaga@tenikau.school.nz
Kaiawhina	Vea	vea@tenikau.school.nz	Kaiawhina	Thanuja	thanuja@tenikau.school.nz	ESOL	Jacqui	jacqueline@tenikau.school.nz
ESOL	Janette	janette@tenikau.school.nz	ESOL	Sabre	sabre@tenikau.school.nz	ESOL	Sajida	sajida@tenikau.school.nz
ESOL	Sheila	sheila@tenikau.school.nz	ESOL	Yoyo	yoyo@tenikau.school.nz	ESOL	Elizane	elizane@tenikau.school.nz

Term Dates 2025

Term 1

Friday 7 February - Friday 11 April

Term 2

Monday 28 April – Friday 27 June

Term 3

Monday 14 July – Friday 19 September

Term 4

Monday 6 October – Friday 19 December

School Timetable

8.00am	Students enter kainga
8.30am	School day begins
Block 1	70 mins
9.40am	Merienda (morning tea)
10.10	Class begins
Block 2	70 mins
11.20am	Wan (play)
11.50 pm	Kai Hauora (healthy eating) 20 mins
12.10pm	Class begins
Block 3	60 mins
1.10pm	Maza (fun/sports break)
1.30pm	Class begins
Block 4	60 mins
2.30pm	End of school

Kai Hauora - Need to Know

- Kai Hauora is from 11:50 a.m. to 12:10 p.m.
- All the children sit down to eat in their kāinga AFTER they have played during Wan.
- Please provide your children with a well-balanced lunch.
- We encourage water only for our tamariki - no soft drinks.
- As we are working on limiting the waste produced by our school, your children will bring any food packaging or waste home with them at the end of their day.

Allergies - Need to Know

Te Uho o te Nikau Primary School aims to provide a safe environment for students with allergies by minimising exposure to triggers as much as possible.

We ensure:

- staff are always prepared to respond appropriately in case of a life-threatening reaction (anaphylaxis)
- students with allergies are able to participate in the same educational and recreational activities as their peers.

Parents/Caregivers are expected to advise the school if their child has any known allergies (food or other). We keep a record of students with allergies.

- We inform students about safe food practices, as required, to ensure a safe environment for all students.
 - Students should not share food, utensils, and containers.
 - Students' drink bottles and lunch boxes should be clearly named and should not be shared.
- We encourage basic hygiene measures such as hand washing.
- We restrict the use of food in crafts, cooking, and science experiments, depending on the allergies of particular students.

Home Learning

Te Uho o te Nikau Primary
School

Term 1, 2021

Home Learning

At Te Uho o te Nikau Primary School we do not set formal home learning.

We encourage our students to be active outside school hours, and our parents to help their children by:

- encouraging reading for pleasure and information
- listening to them talk about things that interest them
- giving them the opportunity to help at home, and
- encouraging them in their interests.

Home Learning Programmes: Year 0 - 3

At Te Uho o te Nikau Primary School, your child will have the opportunity to use Reading Eggs and Oxford Online Maths. These are both digital literacy and numeracy programmes which students can work through at their own pace.

It is important to understand these programmes are not intended as replacements for quality hands-on learning - your child will continue to receive quality hands-on learning with their kaiako. These programmes will be used as another effective tool to support your children's learning in literacy and numeracy.

Reading Eggs and Oxford Online Maths support each child's learning by offering independent, one-on-one lessons. These activities allow your child to progress at their own rate. Reading Eggs and Oxford Online Maths are kid SAFE certified websites, so you can feel confident knowing that your child is spending time learning in a safe and fun online environment.

In 2025 there will be no cost to parents for these online subscriptions. The school will be covering the costs of both Reading Eggs and Oxford Online Maths.

Home Learning Programmes: Year 4 – 6

In Years 4 - 6, children will now have the opportunity to use Oxford Online Maths. This is an engaging online maths program made for hybrid classrooms and home learning. Our kaiako are able to set your children fun practice and fluency activities, challenge their thinking with problem-solving and reasoning questions, and reward their learning with certificates and points – wherever they might be.

Some children in Year 4 - 6 will also have access to Reading Eggs to support their learning. This will be provided for children who require extra support to reach their expected reading levels. Your child's kaiako will inform you if they have access to Reading Eggs.

It is important to understand these programmes are not intended as replacements for quality hands-on learning - your child will continue to receive quality hands-on learning with their kaiako. These programmes can be used as another effective tool to support your children's learning in mathematics and reading (if appropriate).

In 2025 there will be no cost to parents for these online subscriptions. The school will cover the costs of Oxford Online Maths and Reading Eggs (If appropriate).

Enrolment Scheme

What is an enrolment scheme?

An enrolment scheme is a means of limiting a school's role to prevent overcrowding. It also enables the Ministry of Education to make best use of the current classrooms at schools in the surrounding area.

- Legally an enrolment scheme should:
 - as far as possible exclude no more students than necessary to avoid overcrowding.
 - enable the Ministry to make best use of the existing network of State schools.
 - ensure that the selection of students for enrolment at the school is carried out in a fair and transparent manner.
 - enable students to attend a reasonably convenient school.
 - as far as possible, not exclude local students.

Each school's Board of Trustees is responsible for the details of the enrolment scheme, but the Ministry of Education has to agree that a scheme is necessary and approves the content of the scheme.

School enrolment zones stop schools from guaranteeing that they can go to their local

area (the zone) a

Enrolment Zone



What happens if I move out of zone?

When you enrolled at our school, you filled out an online enrolment form.
On that form you agreed to notify the school immediately if you move out of the zone.

A. The address given at the time of application for enrolment must be the student's usual and genuine place of residence when the school is open for instruction. This means if you currently live at an in-zone address but move to an out-of-zone address before your child's first day of attendance at the school, your child will not be entitled to enrol at the school.

B. There is an expectation that families will notify schools that they have changed address. If they don't, the board could see it as an attempt of concealment and then the enrolment becomes suspicious. That may trigger a board investigation into whether a temporary address has been used and could lead to their enrolment being annulled.

C. A board can review an enrolment if it believes a family has used a temporary address for the purposes of gaining an unfair enrolment at the school. Some examples of situations that may trigger a board to review an enrolment, and could lead to their enrolment being annulled are:

- Renting in zone on a short-term basis, then moving to an out-of-zone address
- Arranging temporary board in-zone with a relative or family friend
- Using the in-zone address of a relative or friend as an "address of convenience" with no intention to live there on an ongoing basis
- Stating that the student's usual place of residence is with one parent at an in-zone address, when the child lives out of zone

D. Enrolment may be annulled if based on false information. Please honour our school's values of **trust** and **ownership**.

Cohort Entry

- Te Uho o te Nikau Primary School has a Cohort entry for New Entrants.
- Cohort entry is when new entrants start school in groups through the year, at the start of each school term, rather than on their fifth birthday.
- We use the midterm date to work out when your child can start school.
- The midterm date is the mid-point between the start of the term and the start of the next term.
- If your child's birthday is **before the midterm date**, then they can start school at the beginning of that term.

If their birthday is **on or after the midterm date**, then they can start school at the beginning of the next term **and no earlier.**

2025 mid-term dates for schools with cohort entry

TERM	START OF TERM DATE	MID TERM DATE	END OF TERM
1	7/2/2025	10/03/2025	11/04/2025
2	28/04/2025	26/05/2025	27/06/2025
3	14/07/2025	18/08/2025	19/09/2025
4	06/10/2025	10/11/2025	19/12/2025

Year 0 or Year 1?

1. In NZ, most children start school as soon as they turn five.
2. When 5-year-olds start at Te Uho o te Nikau Primary School they are classified as Year 0 or Year 1.
3. Traditionally, children who start in term 1 will be classified as Year 1. Children starting in term 2 to 4 will be classified as Year 0.
4. At Te Uho o te Nikau Primary School, most 5-year-olds who start school in Term 1 move into Year 2 the following year, ***if they are ready***.
5. However, if we believe a child would benefit from more time in Year 1, we always discuss this with the parents first.
6. In special cases there may be a need to re-classify a child. For example, if your child missed a year of school OR if your child has had no experience in an ECE. The school will contact parents if such a need arises.

Uniform

Our suppliers are a New Zealand based company called Kukri Sports Ltd.

The uniform will be as follows:

Polo Shirt



TNPS1 - \$25 + GST

Training Polo
180g Eyedroplet 100% Polyester
Self Fabric Collar
Embroidered Logo
Mesh Panel – Under arm (not side)
Lap Seams

20 18 16 14 12 10 8 6 4 2

Fleece Pull-over



TNPS6a - \$45 + GST

Mid Layer Fleece
220g Microfleece 100% Polyester
Side Pockets With Zip
Embroidered logo
¼ Zip stand up collar
Open Cuff & Hem

Boys Shorts



Girls Skorts



TNPS3 - \$30 + GST

School Skort
Poly Twill 100% Polyester
Poly Elastane Under Short
Elastic Waist Band with draw cord
Embroidered Crest

Girls and Boys Track Tops/Jackets



Any socks, shoes and bucket hat can be worn but it must be appropriate for daily activities.

School hats are available for purchase.

Summer months – Term 1 & 2

Hats must be worn when outdoors



Winter months - Term 2 & 3

Boys

Any black pants

Girls

Any black pants or skorts

Uniform Prices

All uniforms are available online. Uniforms can be purchased online **via the HERO App**. Generally, uniforms are delivered to your home address.

Uniform Item	Prices incl. GST
Unisex polo	\$34
Shorts	\$32
Skort	\$40
Fleece [Mid Layer Fleece]	\$59
Jacket [Track top]	\$72

Please note: If the Youth sizes do not fit [sizes 3 - 14], please choose the adult sizes on the website [sizes 2XS - L]

BYOD - Bring Your Own Device (Yr 4, 5, 6)

- We are a Bring Your Own Device school for Year 4, Year 5 and Year 6 learners
- Our school device of choice is a Chromebook. We recommend 4GB of RAM and 32GB of capacity.
- There are a few reasons around our choice of device - cost effective, a great tool for what the children need, ease of use for learners, ability to support guided learning through [Hapara Dashboard](#).
- We have a partnership with PB Tech who have created our own page where devices can be ordered.
- [Te Uho o te Nikau PB Tech Page](#)
- This link will take you to our page where our recommended Chromebook and Bag are on display.
- In 2025 we will be introducing [Linewize](#) which supports our school to ensure we build a safe and smart digital environment.

Stationery

Stationery can be ordered online from Warehouse Stationery Ormiston **via the HERO App** and delivered to your home address.

Year Level & Kainga	Estimated Total Cost
0 - 1 Kākano, Te Pua & Whēki	\$30,89

Barcode/Item No.	Item Title	Quantity
	Book Bag	1
9421031062552	WS Exercise Book 1B2	1
9401063042265	WS Everyday Activity Book Unruled Blue	1
9421031061838	WS Exercise Book 1A5	1
9418362451605	WS Glue Stick 36g	3
9401056238484	WS Junior Literacy 1 Tahi Yellow	4
9401056238514	WS Junior Math 1 Tahi Red	1
9401073111470	WS Whiteboard Marker Loose Black	3
071641128378	Blue Ballpoint Pen Loose	4
9401073911384	HB Pencil Eraser Tip 5 pack	1

Year Level & Kainga	Estimated Total Cost
2 - 3 Tipu, Tētēkura & Punga	\$39,64 excl Book Bag

Barcode/Item No.	Item Title	Quantity
9401063352807	GT Handwriting Book 2 Blue	1
9401073114945	WS Ball Pen sprint Grip Loose Blue	3
9401063042258	WS Big Scrapbook Unruled 32 Leaf Yellow	1
9421031061920	WS Exercise Book 1F4 12mm 24 Leaf Purple	2
9421031067533	WS Exercise Book 1H5 with Margins 36 Leaf White	1
9421031062057	WS Exercise Book 1L4 7mm Ruled Nature 28 Leaf Red	2
9418362451612	WS Glue Stick 36g 2 Pack	2
9401056238484	WS Junior Literacy 1 Tahi Yellow	1
	Book Bag	1
9401063045006	WS Task Book 335mm x 240mm Unruled 24 Leaf Green	2
9401063648177	WS End Cap HB Pencil Black 10 Pack	1
9421031061982	WS Exercise Book 1I5 9mm Ruled 40 Leaf Green	2
9421031062583	WS Exercise Book 1LWB5 7mm/14mm Ruled 40 Leaf Red	1
9401056238491	WS Middle Literacy 2 Rua Yellow	1
9401073111487	WS Whiteboard Marker Loose Blue	2

Year Level & Kainga	Estimated Total Cost
4 - 6 Māhuri, Te Kaihuia, Mamaku	\$52,45

Barcode/Item No.	Item Title	Quantity
9401056987894	Kookie Te Reo Coloured Pencils Multi-Coloured 12 Pack	1
71641128385	Paper Mate InkJoy 100RT 1.0mm Loose Ballpoint Pen Red	2
71641127432	Paper Mate InkJoy 100RT Blue Mid 12 Pack	1
9401056118410	Tech. Inc Over Ear Headphones Black	1
9401063042258	WS Big Scrapbook Unruled 32 Leaf Yellow	1
9401097180773	WS Book Bag With Zip 370mm x 265mm x 85mm Blue	1
9401097461896	WS Colour Pop Flat Pencil Case Black	1
9401063648177	WS End Cap HB Pencil Black 10 Pack	1
9421031062026	WS Exercise Book 1B8 7mm Ruled 36 Leaf Red	5
9421031062477	WS Exercise Book 1E8 7mm Quad 36 Leaf Blue	2
9418362451605	WS Glue Stick 36g	2
9401073525123	WS Recycled Plastic Ruler 30cm White	1
9401073111470	WS Whiteboard Marker Loose Black	4

NOTE: Tech.Inc Over Ear Headphones Black **IS OPTIONAL**

Parking at Te Uho o te Nikau

In the mornings you can use the 'Kiss and Drop' zone at the front of the school if you are **not** parking and **not** leaving your vehicle.

If you need to park, get out of your car and help your child, please use the Ako Road car park.

At 2:30 p.m. The 'Kiss and Drop' zone is closed for **all** Te Uho o te Nikau whanau. This is because of the space needed for the special transport of our Mt. Richmond tamariki. Please park in the Ako Road car park. You are always welcome to come into school to wait for your children.

Remember if your child is in Year 0 or Year 1, they need to be collected from the kainga by an adult.



After School Care - Nikau Kids

Visit <https://enrolmy.com/nikau-kids> to enrol your child



Nikau Kids is a unique, value-based, OSCAR programme created to enhance and advance the vision and values of Te Uho o te Nikau Primary School with a student-centred approach. We value excellence and offer students an opportunity to explore the world together in a safe, professional and incredibly fun environment.

OFFICE PHONE: 0204 555 015
 SITE PHONE: 0204 666 016
 CONTACT UE: office@nikaukids.org.nz
 ENROL NOW: <http://enrolmy.com/nikau-kids/activities>
www.nikaukids.org.nz

After School Care Daily Routine:

2:30	Pick up and sign in
2:45 - 3:00	News time and weekly value discussion
3:00 - 4:00	Afternoon tea and exploratory play
4:00 - 4:30	Homework, extra studies & reading
4:30 - 5:30	Octane, Adventure & Explore programme
5:30 - 6:00	Exploratory play and pack up

Nikau Kids - Fees and Pricing Structure

Session	Casual Bookings	1 Day Regular BPW	2 Day Regular BPW	3 Day Regular BPW	4 Day Regular BPW	5 Day Regular BPW
After School Care 2:30 - 4pm - Includes afternoon tea	\$16.50	\$15.50	\$15.50	\$15.50	\$15.50	\$14.50
After School Care 2:30 - 6pm - Includes afternoon tea	\$24	\$22	\$22	\$22	\$22	\$20.50

Example: A 2:30pm - 6pm regular booking for one child for a full week of after school care = \$102.50

Bookings are secured with a \$100 per child deposit
 A 5% discount will apply for families with two children
 A 10% discount will apply for families with three children
 BPW = Booking/s per week
 Terms and Conditions apply
 Fees and Pricing Structure as of Term 3 2023

www.nikaukids.org.nz



Hero is one place for all school communications.

To personalise your experience, your unique Hero account has been created using the email address that you provided to the school.
Simply set your password to get started!

Learning

Reports
Progress
Goals
Portfolios
Student sharing

Communications

Personalised Notices
Notifications
Pay online
Permissions
Surveys
Term dates

1

Scan the code -->
or search for 'Hero' in your
app store and download.
or visit
<https://go.linc-ed.com>



2

Select "New user"

Your account will be set up by your school using the email address that you provided when you enrolled your children, use this address to request a password.
Please note: each contact must have their own email address.

3

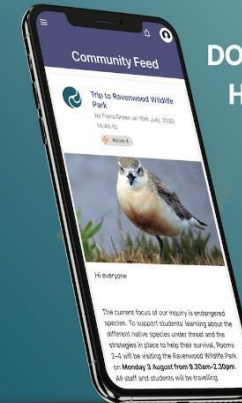
Enter your email address and click the
"Request Password Link"

4

Check your email!
If one doesn't arrive, ensure your school
has your correct details on file.

5

Follow the secure link and enter a
password.



DOWNLOAD THE HERO APP TODAY

Log in to customise your
account and view:
Student learning stories,
progress and goals
School notices
Surveys and Trip Permissions
School term dates
School calendar
Absence notifications
Navigation to other
school-related webpages
and more!



Or...click here for step-by-step instructions with screenshots:

<https://linc-ed-hero.zendesk.com/hc/en-us/articles/360026349934>